



- High load voltage - up to 480VAC
- 4 ~ 32VDC or 90~250VAC control voltage
- Three Phase, Zero cross-over switching.
- LED control input indicator
- Integrated heatsink with DIN rail mounted
- RoHS Compliant
- UL pending

Output (load)

Load type	3PST-NO (3 N/O) Resistive	
Load current	10A, 15A	
Load switching voltage	AC V _{rms}	40 - 480V
Maximum peak voltage	AC V _{pk}	900V
Minimum load current	0.1A	
Inrush Current (max.)	10ms	10A: 120A / 15A: 160A
I ² t	10A: 72A ² s / 15A: 128A ² s	
Switch type	Zero Cross (Consult factory for Random)	
On voltage drop	V AC	1.6V
Leakage current off	mA	≤ 10mA

Input (control)

Control voltage (rated)	V	DC Control: 4 - 32VDC / AC Control: 90 - 250VAC
Control current	mA	< 25mA
Turn-on voltage (min)	V _{min}	DC Control: 3.5VDC / AC Control: 80VAC
Turn-on voltage (max)	V _{max}	DC Control: 35VDC / AC Control: 280VAC
Turn-off voltage	V	DC Control: 2VDC / AC Control: 40VAC

Insulation

Insulation resistance	≤ 500MΩ at 500VDC, 50%RH	
Dielectric strength	V AC	≥ 2500V

General Data

Operating time (typical)	mS	Approximately 1/2 cycle of load frequency + ≤1ms
Release time (typical)	mS	Approximately 1/2 cycle of load frequency + ≤1ms
Dimensions	L x W x H	100 x 110 x 80mm
Weight	approx. 672g	
Ambient temperature	storage	-30 to 100°C (No icing or condensation)
	operating	-30 to 80°C (with derating). (No icing or condensation)
Relative Humidity	45 - 85% RH	

Ordering Code

CAG6-3 / 032 F - 38 - 10 Z

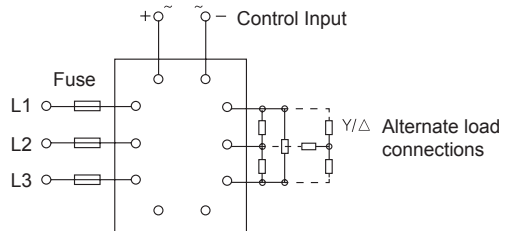
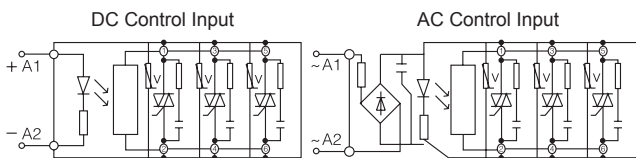
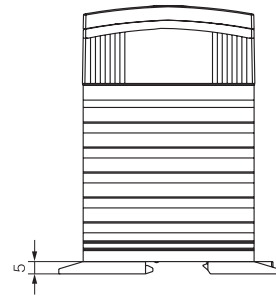
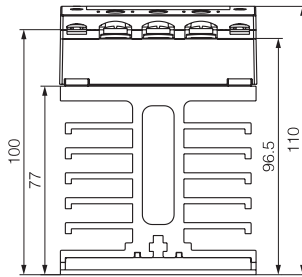
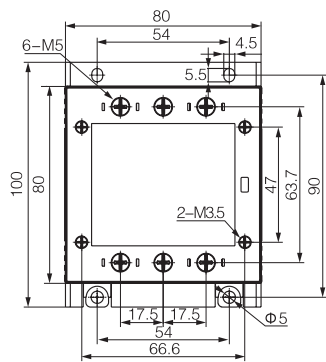
Z - Zero Crossover
R - Random

10 - 15A
15 - 15A

38 - 40~440VAC

032 - 4~32VDC
250 - 90~250VAC

Dimensions



Dimensions in mm

