


NRL709H 磁保持继电器 /Magnetic Latching Relay



◆ 特点 Characteristic

- > 100A 触点切换能力；
- > 线圈功耗小、温升极低；
- > 触点接触电阻小，电接触稳定性好；
- > 抗冲击、抗振动能力强；
- > 外形尺寸：60.3×53.8×22.2mm；
- > 符合 IEC62055-31 UC3 标准
- > 100A switching capability.
- > Low coil consumption, ultra-low temperature rise.
- > Low contact resistance.
- > Strong anti-shock and anti-vibration capability.
- > Outline size: 60.3×53.8×22.2mm.
- > IEC62055-31 UC3 Compliant.

◆ 订货标记 Ordering Information

	①	磁保持继电器代号 Latching Relay
	②	产品型号 Part Number
	③	线圈电压 Coil Voltage
	④	D 表示双线圈，S 表示单线圈 D= Double Coil; S= Single Coil
	⑤	100=100A

◆ 性能 Characteristics

绝缘电阻 Insulation resistance		1000MΩ (500VDC)
介电耐压 Dielectric Strength	触点与线圈间 Between Coil & Contacts	4000VAC 1min
	断开触点间 Between Open Contacts	2000VAC 1min
	触点组间耐压 Pole&Pole	4000VAC 1min
闭合时间 Operate Time		20msec. Max.
断开时间 Release Time		20msec. Max.
抗冲击 Shock resistance	稳定性 Functional	98m/S ²
	强度 Destructive	980m/S ²
振动 Vibration resistance		10~55Hz 1.5mm
湿度 Humidity		5%-85%RH
温度范围 Ambient temperature		-40~+70°C
引出端方式 Temination		快连接式 Fast connection
重量 Unit weight		230g
封装形式 Constrution		防尘罩 Dust protected

NRL709H 磁保持继电器 /Magnetic Latching Relay

◆ 触点参数 Contact Data

触点形式 Contact form	2A/2B
触点材料 Contact material	AgSnO2
接触电阻 Contact resistance (1A 6VDC) 测试点离外壳5mm处 (Test point within 5mm distance from the casing)	100A: Max: 1.0mΩ
触点负载 Contact Rating	100A 250VAC
最大转换电流 Max. Switching Current	100A
最大转换电压 Max. Switching Voltage	277VAC
最大转换功率 Max. Switching Power	25000VA
机械寿命 Mechanical life	1×10 ⁵
电气寿命 Electrical life(Resistive)	1×10 ⁴

◆ 线圈 Coil

线圈功耗 Coil power	单线圈 : 4.0W 双线圈 :8.0W Single coil: 4.0W Double coil: 8.0W
-----------------	---

◆ 线圈参数 Coil Data

额定电压 (VDC) Rated Voltage	动作电压 (VDC) Pick-up voltage	脉冲宽度 (ms) Pulse Duration	线圈电阻 (Ω) Coil Resistance
单线圈 Single coil			
5	≤ 3.8	≥ 100	6.2±10%
9	≤ 6.8	≥ 100	20±10%
12	≤ 9	≥ 100	36±10%
24	≤ 18	≥ 100	144±10%
双线圈 Double coil			
5	≤ 3.8	≥ 100	2×3.1±10%
9	≤ 6.8	≥ 100	2×10±10%
12	≤ 9	≥ 100	2×18±10%
24	≤ 18	≥ 100	2×72±10%

备注：如需其它额定电压，可特殊定货。

Note: Special ordering for other coil voltage.

电耐久性 ELECTRICAL ENDURANCE

UC 等级 Class	电压 Voltage (Uc)	电流 Current (Ic)	功率因素 Power Factor	接通/断开时间 Close/Open time (s)	电耐久性 Electricalenduran ce (ops)	
UC3	230VAC	80A	COS _φ =1	10:20	5000	共 Total 10000
			COS _φ =0.5		5000	

备注：1) 电耐久性符合IEC62052-31试验要求，阻性试验后接着做感性试验。

Notes: 1) Electrical endurance meet IEC62052-31 test requirement. do

the inductive load test after the resistive load test.

2) 线圈额定电压驱动。

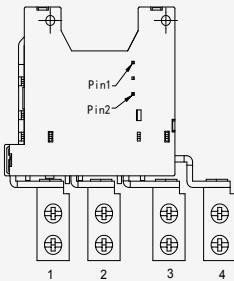
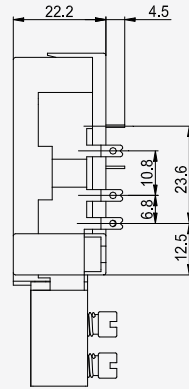
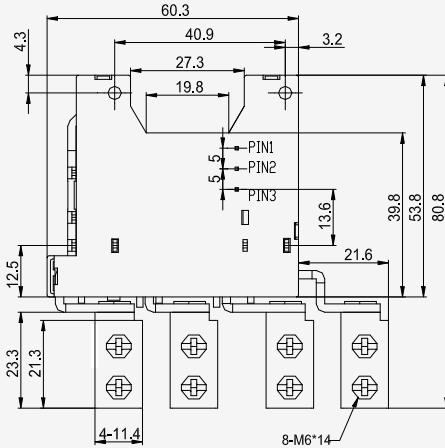
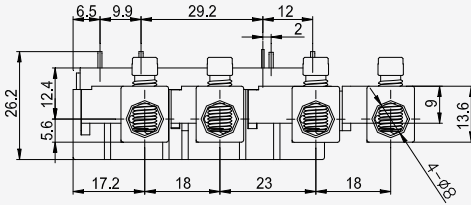
2) The line is driven by rated voltage

◆ 典型应用 Typical Application

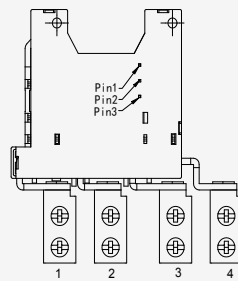
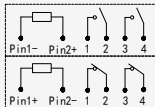
- 1) 主要用于 IC 卡预付电表，集中抄表系统；
Prepayment Energy Meter; AMR System;
- 2) 也用于复合开关、家电和自动控制装置。
Compound Switch; Automatic Control System.

NRL709H 磁保持继电器 /Magnetic Latching Relay

◆ 尺寸图 Dimensions(mm)/ 接线图 Circuit Diagram



单线圈 Single coil



双线圈 Double coil

