

NRL709M 磁保持继电器 /Magnetic Latching Relay



◆ **特点 Characteristic**

- > 体积小, 40A 触点切换能力;
- > 线圈功耗小、温升极低;
- > 触点接触电阻小, 电接触稳定性好;
- > 抗冲击、抗振动能力强;
- > 外形尺寸: 39x29x15mm。
- > Small size, 40A switching capability.
- > Low coil consumption, ultra-low temperature rise.
- > Low contact resistance.
- > Strong anti-shock and anti-vibration capability.
- > Outline size:39x29x15mm.

◆ **订货标记 Ordering Information**

NRL	709M	-	12	S	①	磁保持继电器代号 Latching Relay
①	②		③	④	②	产品型号 Part Number
					③	线圈电压 Coil Voltage
					④	D 表示双线圈, S 表示单线圈 D= Double Coil; S= Single Coil

◆ **性能 Characteristics**

绝缘电阻 Insulation resistance		500MΩ (500VDC)
介质耐压 Dielectric Strength	触点与线圈间 Between Coil & Contacts	4000VAC 1min
	断开触点间 Between Open Contacts	1000VAC 1min
闭合时间 Operate Time		20msec. Max.
断开时间 Release Time		20msec. Max.
抗冲击 Shock resistance	稳定性 Functional	100m/S ² (10g)
	强度 Destructive	1000m/S ² (100g)
振动 Vibration resistance		10~55Hz 1.5mm
湿度 Humidity		98%RH ,40°C
温度范围 Ambient temperature		-40~ +70°C
引出端方式 Termination		PCB
重量 Unit weight		40g
封装形式 Constrution		防尘罩 Dust protected

NRL709M 磁保持继电器 /Magnetic Latching Relay

◆ 触点参数 Contact Data

触点形式 Contact form	1A/1B
触点材料 Contact material	AgSnO2
接触电阻 Contact resistance	Max.: 2.0mΩ
触点负载 Contact Rating	40A 250VAC
最大转换功率 Max. Switching Power	10000VA
机械寿命 Mechanical life	5×10^5
电气寿命 Electrical life	1×10^4

◆ 线圈 Coil

线圈功耗 Coil power	单线圈 : 1.0W 双线圈 : 2.0W Single coil: 1.0W Double coil: 2.0W
-----------------	--

◆ 线圈参数 Coil Data

额定电压 (VDC) Rated Voltage	动作电压 (VDC) Pick-up voltage	脉冲宽度 (ms) Pulse Duration	线圈电阻 (Ω) Coil Resistance
单线圈 Single coil			
9	6.75	50	$81 \pm 10\%$
12	9	50	$144 \pm 10\%$
24	18	50	$576 \pm 10\%$
48	36	50	$2304 \pm 10\%$
双线圈 Double coil			
9	6.75	50	$2 \times 40.5 \pm 10\%$
12	9	50	$2 \times 72 \pm 10\%$
24	18	50	$2 \times 288 \pm 10\%$
48	36	50	$2 \times 1152 \pm 10\%$

备注：如需其它额定电压，可特殊定货。

Note: Special ordering for other coil voltage.

◆ 典型应用 Typical Application

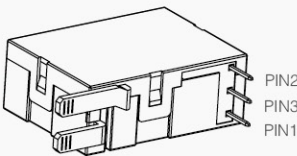
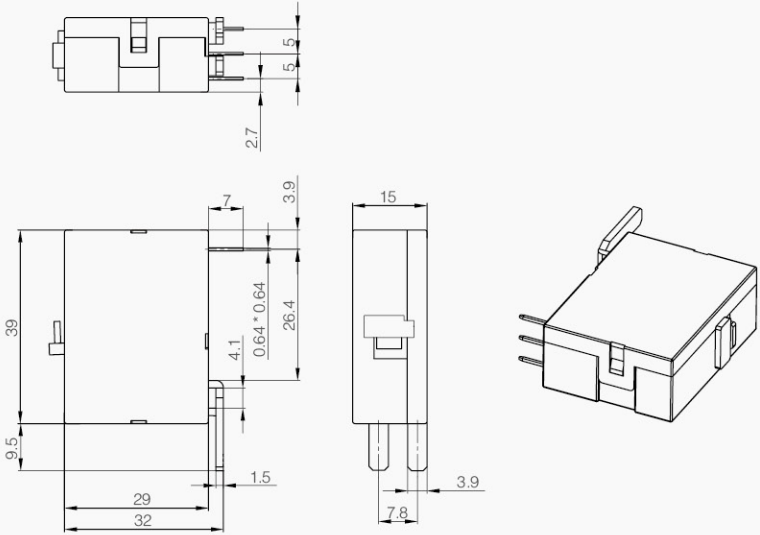
1) 主要用于 IC 卡预付费电表，集中抄表系统；
Prepayment Energy Meter; AMR System;

2) 也用于复合开关、家电和自动控制装置。

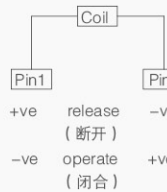
Compound Switch; Automatic Control System.

NRL709M 磁保持继电器 /Magnetic Latching Relay

◆ 尺寸图 Dimensions(mm)/ 接线图 Circuit Diagram



单线圈 Single coil



双线圈 Double coil

