


NRL709 磁保持继电器/Magnetic Latching Relay



◆ 特点 Characteristic

- > 体积小，25A触点切换能力；
- > 线圈功耗小、温升极低；
- > 触点接触电阻小，电接触稳定性好；
- > 抗冲击、抗振动能力强；
- > 外形尺寸：39×29×15mm。
- > Small size, 25A switching capability.
- > Low coil consumption, ultra-low temperature rise.
- > Low contact resistance.
- > Strong anti-shock and anti-vibration capability.
- > Outline size:39×29×15mm.

◆ 订货标记 Ordering Information

NRL	709	-	12	S	-	25	①	磁保持继电器代号 Latching Relay
①	②	③	④	⑤	⑥	⑦	⑧	产品型号 Part Number
							⑨	线圈电压 Coil Voltage
							⑩	D表示双线圈，S表示单线圈 D= Double Coil; S= Single Coil
							⑪	25=25A

◆ 性能 Characteristics

绝缘电阻 Insulation resistance		500MΩ (500VDC)
介质耐压 Dielectric Strength	触点与线圈间 Between Coil & Contacts	4000VAC 1min
	断开触点间 Between Open Contacts	1000VAC 1min
闭合时间 Operate Time		20msec. Max.
断开时间 Release Time		20msec. Max.
抗冲击 Shock resistance	稳定性 Functional	98m/S ²
	强度 Destructive	980m/S ²
振动 Vibration resistance		10~55Hz 1.5mm
湿度 Humidity		5%-85%RH
温度范围 Ambient temperature		-40~+85°C
引出端方式 Termination		PCB
重量 Unit weight		35g
封装形式 Constrution		防尘罩 Dust protected

NRL709 磁保持继电器/Magnetic Latching Relay

◆ 触点参数 Contact Data

触点形式 Contact form	1C
触点材料 Contact material	AgSnO ₂
接触电阻 Contact resistance (1A 6VDC) 测试点离外壳5mm处 (Test point within 5mm distance from the casing)	Max:10.0mΩ
触点负载 Contact Rating	25A 250VAC
最大转换电流 Max. Switching Current	25A
最大转换电压 Max. Switching Voltage	250VAC
最大转换功率 Max. Switching Power	6250VA
机械寿命 Mechanical life	1×10 ⁵
电气寿命 Electrical life (阻性负载 Resistive)	1×10 ⁴

◆ 线圈 Coil

线圈功耗 Coil power	单线圈 : 1.5W 双线圈 : 3.0W Single coil: 1.5W Double coil: 3.0W
-----------------	--

◆ 线圈参数 Coil Data

额定电压 (VDC) Rated Voltage	动作电压 (VDC) Pick-up voltage	脉冲宽度 (ms) Pulse Duration	线圈电阻 (Ω) Coil Resistance
单线圈 Single coil			
9	≤ 6.8	≥ 50	54±10%
12	≤ 9	≥ 50	96±10%
24	≤ 18	≥ 50	384±10%
48	≤ 36	≥ 50	1536±10%
双线圈 Double coil			
9	≤ 6.8	≥ 50	2×27±10%
12	≤ 9	≥ 50	2×48±10%
24	≤ 18	≥ 50	2×192±10%
48	≤ 36	≥ 50	2×768±10%

备注：如需其它额定电压，可特殊定货。

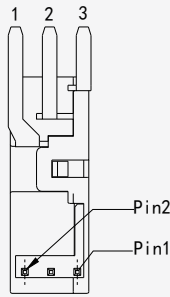
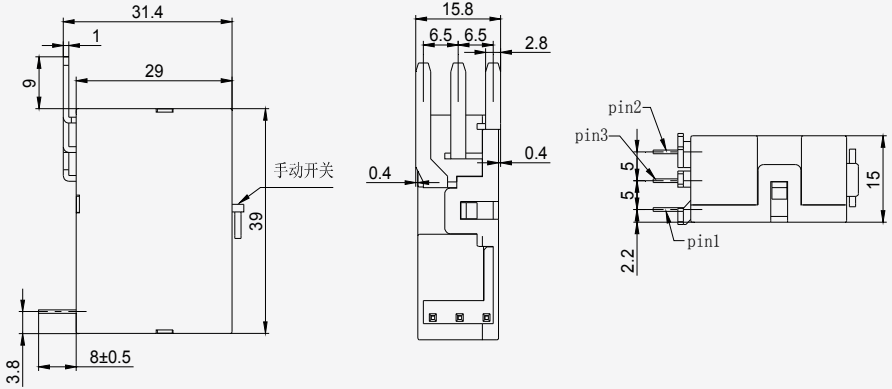
Note: Special ordering for other coil voltage.

◆ 典型应用 Typical Application

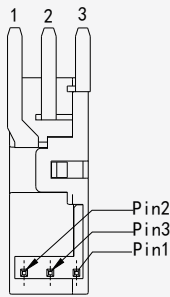
- 1) 主要用于 IC 卡预付费电表，集中抄表系统；
Prepayment Energy Meter; AMR System;
- 2) 也用于复合开关、家电和自动控制装置。
Compound Switch; Automatic Control System.

NRL709 磁保持继电器/Magnetic Latching Relay

◆ 尺寸图 Dimensions(mm)/ 接线图 Circuit Diagram



单线圈
Single Coil



双线圈
Double Coil

